


Thank you for choosing to register your trial at SLCTR. The following step-by-step guide will walk you through the process.

How to register your clinical trial

Step 1 : Access our website at www.slctr.lk. Login to your account with your user name and password. You can create an account if you don't have one already.

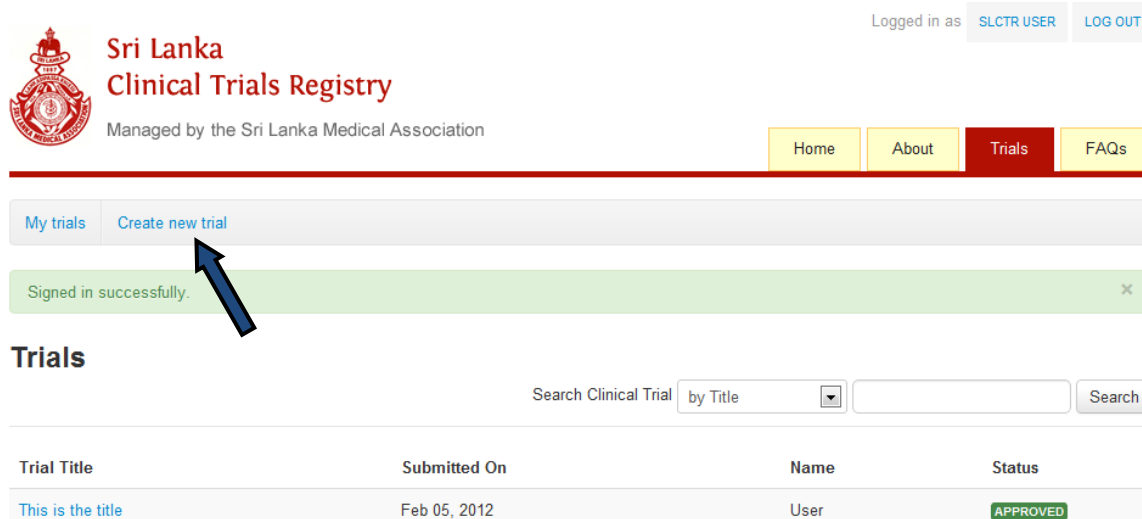


The Sri Lanka Clinical Trials Registry (SLCTR) is a Registry for clinical trials involving human subjects, conducted in Sri Lanka or overseas. The SLCTR is a Primary Registry linked to the Registry Network of the International Clinical Trials Registry Platform of the WHO (WHO-ICTRP). It is a not-for-profit Registry, with free and open access to researchers, clinicians, and the general public.

Prospective registration of all clinical trials involving human participants is a requirement for trial publication in international biomedical journals. The Sri Lanka Medical Association (SLMA) has taken the initiative to establish the Sri Lanka Clinical Trials Registry (SLCTR), which will provide a facility for registration of trials conducted in Sri Lanka or overseas, and help promote

Search Clinical Trial
by Title

Step 2 : Choose 'Create new trial' from the Trials menu



Logged in as **SLCTR USER**


Trials

Search Clinical Trial by Title

Trial Title	Submitted On	Name	Status
This is the title	Feb 05, 2012	User	<input type="button" value="APPROVED"/>

Step 3: Follow the steps 1- 5 of the application process. The help boxes to the right of the data fields will provide guidance. Please remember to fill in all data fields.

Logged in as [SLCTR USER](#) [LOG OUT](#)

 **Sri Lanka Clinical Trials Registry**
Managed by the Sri Lanka Medical Association

[Home](#) [About](#) [Trials](#) [FAQs](#)

[My trials](#) [Create new trial](#)

New Trial

STEP 1 OF 5

Application Summary

Scientific Title of Trial * ?

Public Title of Trial * ?

Disease of Health Condition(s) Studied ?

Acronym ?

Brief title

You can click on the ? icon for more information on how to fill a data field.

Step 4: Preview your application and submit once step 5 is complete. You may also choose to save and submit at a later date.

Primary study sponsor/organization

Secondary study sponsor (if any)

Supporting Documents

- [Letter_of_Ethics_Approval.doc](#)

[← Previous](#) [Next →](#) or [Save & Continue Later](#) [Submit Trial](#)